


BORNAS PARA CONEXIÓN A TIERRA

DESCRIPCIÓN	AWG	Smin mm ²	Smax mm ²	Dcable mm	A mm	B mm	LATÓN	
							REF.	Kg/ud
BORNA TT 35 M6X12	6 a 2	-	35	4 a 8	22	18	2/6796	0,04
BORNA TT 95 M6X12	2 a 3/0	-	95	8 a 12	30	24	2/6797	0,07
BORNA TTL 10-35 mm ² M6X25	6 a 2	10	35	4 a 8	25	-	2/8189	0,03

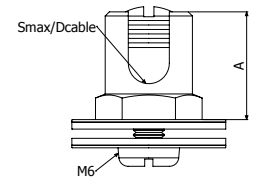
Para más información consulte las fichas técnicas.



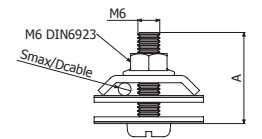
BORNA TT



BORNA TTL



BORNA TT



BORNA TTL

